



Indian Fertility Society

TUBAL PATENCY TEST

SYNAPSES

- ▶ Tubal Patency refers to open tubes or in short, absence of any blockage in the tube.
- ▶ Tubal blockage affects 15% to 20% of infertile females.
- ▶ The plethora of tests available for testing tubal patency in itself suggests that none of them is conclusive.¹

Causes of tubal blockage

- ▶ Previous pelvic infection
- ▶ Tuberculosis
- ▶ Previous surgery
- ▶ Endometriosis
- ▶ IUD's (Intra Uterine Devices)

Tests available to assess Tubal Patency

Hysterosalpingography (HSG)

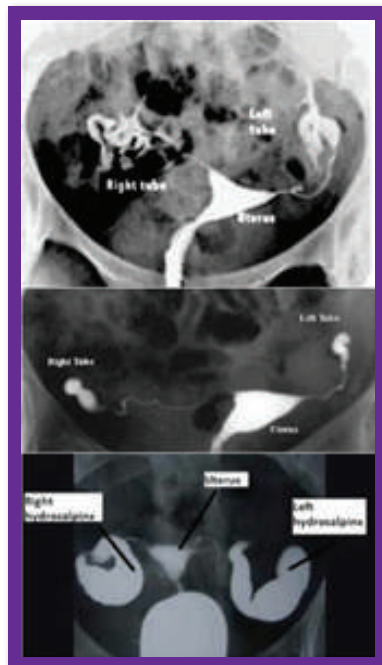
- ▶ Traditional and standard method.
- ▶ Radio-opaque water soluble iodine dye used
- ▶ Proximal and distal tubal occlusion (No spill), fimbrial phimosis (delayed spill), peritubular adhesions (loculated spill).
- ▶ Positive Predictive Value (PPV) - 38%

Advantages:

- ▶ Helps in diagnosing uterine abnormalities too.
- ▶ Some therapeutic advantage in terms of increased fertility¹

Disadvantages:

- ▶ Flare effect
- ▶ The effective radiation dose varies
- ▶ Extremely painful
- ▶ Severe allergic reactions



Saline Infusion Sonography (SIS)

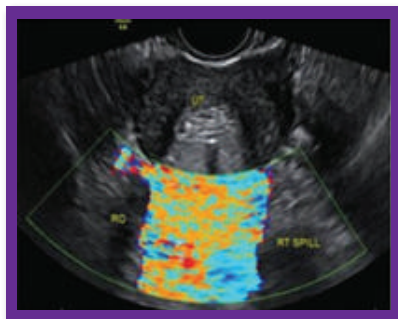
- ▶ Media used is isotonic saline solution
- ▶ Appearance of fluid in the cul de sac with saline infusion confirms tubal patency.

Advantages:²

- ▶ Less invasive and easy to administer
- ▶ No anaesthesia required
- ▶ Eliminates need of iodinated contrast and ionizing radiation

Disadvantages:

- ▶ Does not differentiate between unilateral or bilateral patency³
- ▶ Infection



Hysterosalpingo-contrast sonography (HyCoSy)⁴

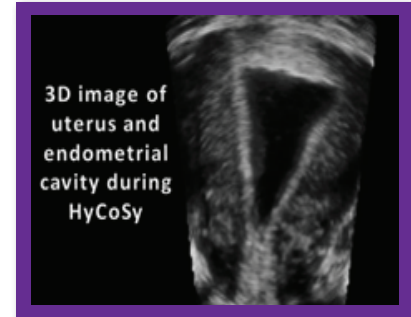
- ▶ Media used is hyperechoic Echovist-200
- ▶ Saline Solution Enhanced sonohysterography.

Advantages⁵:

- ▶ More than 90% efficacy in evaluating uterine cavity.
- ▶ Minimally invasive and well-tolerated.

Disadvantages:

- ▶ Procedural discomfort is more
- ▶ Occasional vasovagal reaction



Laparoscopy and Chromopertubation

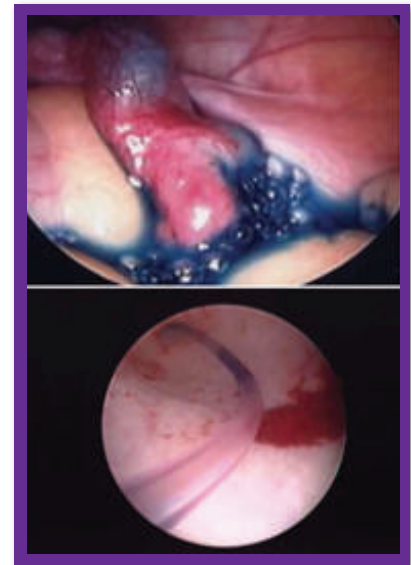
- ▶ Time tested definitive test

Advantages:

- ▶ Fluoroscopic/hysteroscopic selective tubal cannulation is possible.
- ▶ Confirm or exclude proximal tubal occlusion.
- ▶ Therapeutic advantage in terms of Adhesiolysis and Salpingectomy if hydrosalpinx is detected.¹

Disadvantages:

- ▶ Invasive procedure
- ▶ Risk of anesthesia and injury to internal organs
- ▶ Very expensive diagnostic measure



Conclusion

Sonohysterosalpingography appears to be inexpensive, minimally invasive, quick, with no risk of ionizing radiation, and well-tolerable first-line diagnostic method for determining the tubal status and uterine cavity and can be performed at the time of conventional ultrasound scan in place of HSG and laparoscopy.^{2,6}

References

1. The role of tubal patency tests and tubal surgery in the era of assisted reproductive techniques- Yalanadu N Suresh, <https://obgyn.onlinelibrary.wiley.com/doi/pdf/10.1111/tog.12070>
2. Deshpande, Preeti & Deshpande, Suhas. (2015). Sono hysterosalpingography (SHSG): A useful adjuvant in infertility evaluation. *Journal of evolution of Medical and Dental Sciences*. 04. 1628-1633. 10.14260/jemds/2015/230.
3. Evaluation of Tubal Patency by TVS SSG- Tüfekçi EC, Girit S, Bayirli E, Durmuşoğlu F, Yalti S. *Fertil Steril*. 1992 Feb;57(2):336-40
4. Methods of Tubal Patency Assessment- Rhiana D. Saunders, James M. Shwayder, Steven T. Nakajima *Fertility and Sterility*, June 2011 Volume 95, Issue 7, Pages 2171–2179
5. Contrast ultrasonography for tubal patency- Luciano DE, et al. *J Minim Invasive Gynecol*. 2014 Nov-Dec ;21(6):994-8.
6. A comparative study of Efficacy- Malik B, Patil S, Boricha BG, Kurkal N, Choudhry M.: *Ultrasound* 2014 Jun;30(2):139-43. doi: 10.1097/RUQ.0000000000000057.

Dr M Gouri Devi
President

Dr Pankaj Talwar
Secretary General

Contributor

Dr Nisha Bhatnagar
IVF Consultant

Dr Rupali
IVF Consultant
Executive Member
Chief Coordinator
Synapses - IFS

Dr Rhythym Ahuja
IVF Consultant
Co-coordinator
Synapses - IFS



+91 9667742015
+91 9899308083



+91 11 40018184



indianfertilitysocietydelhi@gmail.com



www.indianfertilitysociety.org

IFS SECRETARIAT

302, 3rd Floor, Kailash Building

Kasturba Gandhi Marg, C.P, New Delhi-110001

Contact No. 9899308083 Email Address - indianfertilitysocietydelhi@gmail.com Web - indianfertilitysociety.org

Organised by



Theme: Beyond Tomorrow

15th Annual Congress of
Indian Fertility Society
FERTIVISION
2019 6-8 December
The Leela Ambience Hotel, Gurugram
New Delhi | India



www.fertivision2019.com

Invitation

Dear Friends, Welcome to *FERTIVISION 2019*

On behalf of the Indian Fertility Society (IFS), we are extremely pleased to announce and cordially invite you to the much awaited academic event – the **15th National Annual Conference - Fertilvision 2019**, to be held on **6th, 7th & 8th December 2019** at Hotel **The Leela Ambience, Gurugram, New Delhi / NCR, India**.

This conference is aimed to provide the most comprehensive academic platform in the field of Infertility and Assisted Reproductive Technology (ART)” befitting the theme of the meeting **“Beyond Tomorrow”**

Renowned and leading expert faculty from around the world would gather and deliver talks in our cutting edge scientific program which will not only enrich your current knowledge and clear all doubts faced in day-to-day clinical practice, but will also enlighten you about the latest innovations and ongoing research.

A large number of renowned international faculties have already confirmed their participations till date. The pre-congress workshops on 6th December are specially designed for informal in-depth training with hands on sessions on simulators and live, where ever feasible. There will be 4 simultaneous running streams on 7th & 8th December covering a wide variety of topics, enabling you to choose the deliberations specific to your area of interest and clinical practice. We are having a dedicated hall for the esteemed embryologist friends.

The best oral and poster presenters under various categories and the quiz winners will be honoured with special awards and prizes. Do join us in large numbers and update your knowledge with most updated current standards in clinical practice, as well as get inspired to innovate further to overcome remaining enigmatic issues!

The three days of scientific program will encompass didactic lectures, keynote presentations, panel discussions and orations. There will be 9 Preconference workshops based on Ovulation Induction, Ultrasound, Andrology, Embryology, Hands on Embryo Transfer, Ovum Pickup and more. These workshops will be in addition to the special state of the art workshops by the faculty from IFFS and ESHRE. We expect delegates across India, Sri Lanka, Bangladesh, Nepal, Middle - East Countries and African Nations and the arrangements are being made to accommodate more than 2500 delegates.

The exhibition area will be one of the highlights of the conference. Exhibiting provides tremendous benefits to both participating industry and the society. Tea, coffee and lunch will be served confluent with the trade area to allow optimal interaction between the trade companies and delegates during beverage and lunch breaks.

We invite you to participate in the Fertilvision 2019 and exchange your expertise with more than 2500 specialists in the field of Assisted Reproduction.

We look forward to your active participation and suggestions for successful conduct of the conference.

With Our Best Regards



Dr. M Gouri Devi
Organizing Chairperson
FERTIVISION 2019



Dr. Pankaj Talwar
Organizing Secretary
FERTIVISION 2019

and All Executive Committee of Current IFS team



FERTIVISION

2019

6-8 December The Leela Ambience Hotel
Gurugram, New Delhi, NCR | India

Registration Form

Title Prof/ Dr/ Mr/ Ms _____

Gender : Male Female

First Name _____ Last Name _____

Institution _____ IFS Member No. _____

Correspondence Address _____

City _____ Pin Code _____ State _____

Mobile No. _____ Email _____

(All the above fields are mandatory)



Choose from 10 Pre Conference Workshops | 6 December

Choose Any 1 Workshop

1) <input type="checkbox"/> IFFS Workshop on Do's and Don'ts in Ovarian Stimulation	7) <input type="checkbox"/> QA / QC
2) <input type="checkbox"/> Reproductive Surgery	Pre Lunch Workshop (0900 - 1300 Hrs)
3) <input type="checkbox"/> Ultrasonography Imaging In Infertility	8 A) <input type="checkbox"/> Counselling & Psychological Support
4) <input type="checkbox"/> Andrology & Semenology	Post Lunch Workshop (1400 - 1700 Hrs)
5) <input type="checkbox"/> Ovum Pickup and Embryo Transfer (With Simulators)	8 B) <input type="checkbox"/> Research Methodology
6) <input type="checkbox"/> Cryobiology	9) <input type="checkbox"/> PGT and Genomics

Inclusive of 18% GST

Registration Fees

Please tick the appropriate checkbox

Category	Early Bird Fees Till 15th July 2019		Regular Fees Till 15th October		Onspot	
IFS Member	INR 10500	<input type="checkbox"/>	INR 12500	<input type="checkbox"/>	INR 14500	<input type="checkbox"/>
Non IFS Member	INR 12500	<input type="checkbox"/>	INR 14500	<input type="checkbox"/>	INR 16500	<input type="checkbox"/>
Conference Registration plus Life Time IFS Membership	Embryologist	INR 14500 <input type="checkbox"/>	Embryologist	INR 16500 <input type="checkbox"/>	Embryologist	INR 18500 <input type="checkbox"/>
	Gynaecologist	INR 15500 <input type="checkbox"/>	Gynaecologist	INR 17500 <input type="checkbox"/>	Gynaecologist	INR 19500 <input type="checkbox"/>
PG Students (No Dinner)	INR 6000	<input type="checkbox"/>	INR 7000	<input type="checkbox"/>	INR 8000	<input type="checkbox"/>
Accompanying Person	INR 10500	<input type="checkbox"/>	INR 11500	<input type="checkbox"/>	INR 12500	<input type="checkbox"/>
Foreign Delegates	\$ 350	<input type="checkbox"/>	\$ 400	<input type="checkbox"/>	\$ 500	<input type="checkbox"/>

Inclusive of 18% GST

Conference Registration Fees Includes

- 18 Hrs of World Class Academic Program with Access to Best & Brightest International & National Faculty
- 3 Lunches and 6 Tea / Coffee Served During the Conference on 6, 7 & 8 December
- Banquet Dinner on 7 December
- Conference Kit (Including Bag, Badge, Notepad, Certificate & Pen)
- 1 Pre Conference Workshop
- Accompanying Person is Entitled for Food Coupons Only

Mode of Payment

1. Bank Draft/Cheque - To be made in favor of "INDIAN FERTILITY SOCIETY"
2. Bank Transfer Details
IFS Account Name : Indian Fertility Society
Account Number: 50562010067180
IFSC Code : ORBC0100179
Bank Name: Oriental Bank of Commerce
Branch: Connaught place, New Delhi- 110001

Cancellation Policy

- Cancellation till 31st October, 2019 – 50% Refund.
- Cancellation from 1st November, 2019 – No Refund.
- All refunds will be made after the congress.

Cheque / Draft No. Total Amount

Note: Kindly email us bank deposit slip / UTR number once you made the payment for our record. Payment confirmation will take 7-10 working days post deposit of cheque, DD or RTGS

3. To Register online log on to www.fertivision2019.com

Congress Manager's



Mr. Vikas Sharma
Conferences International
B-220/2, 2nd Floor,
Opposite Kali Masjid, Savitri Nagar
New Delhi – 110017
M: +91-9560493999
Email: fertivision2019@gmail.com



Turnkey Solutions for IUI-IVF-ICSI

Looking for your Own IVF Lab setup ?

Biocell Enterprise offers “One Stop Shop” solutions for all your needs in ART

We provide complete hand holding support to setup your very own IVF (ART) centre.

Services offered:

- Site visit & Lab design assistance
- Supply & Installation of high end IUI-IVF-ICSI equipment
- Supply of Labware & Consumables
- Supply of entire range of IVF media
- IVF Lab Quality Control services
- Clinical and Embryology Support
- Trainings
- AMC & After Sales Support

For any query or information please contact us at:

Mobile: +91 9891470707

Email: biocellenterprise@gmail.com